

NOTE: SCALLOPED TRAILING EDGES WERE SIMPLIFIED FOR THIS PEANUT. CONSULT GENERAL ARRANGEMENT DRAWING ON OPPOSITE PAGE FOR GREATER ACCURACY.

DEDICATED TO JACQUES POULIQUEN † AND JIM WARNER †

RESEARCH CREDITS: BILL WARNER, JOHN UNDERWOOD, DOUG GILLIES†, GEORGES CHAULET, MAURICE BAYET†, J.F. FRUGOLI, ALAIN PARMENTIER, HURST BOWERS, M. DELOIZY, ROGER AIME, AND DR. PIERO ROMAGNANO

COVER COCKPIT AREA AND UPPER NOSE WITH 1/32" SHEET BALSA. USE SECTIONS ON COMPOUND CURVES.

ALL RIGGING IS SILK THREAD

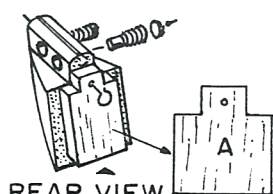
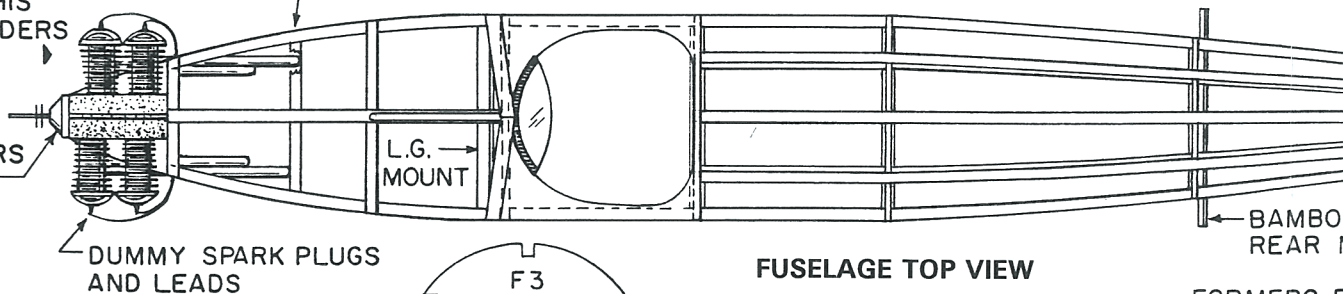
ALL STRUCTURE IS BALSA EXCEPT AS NOTED.

BASIC STRUCTURE IS 1/16" SQUARE FOR INDOOR MODEL, USE 1/20" SQ.

NOTE THAT THIS PAIR OF CYLINDERS ARE OFFSET TO REAR.

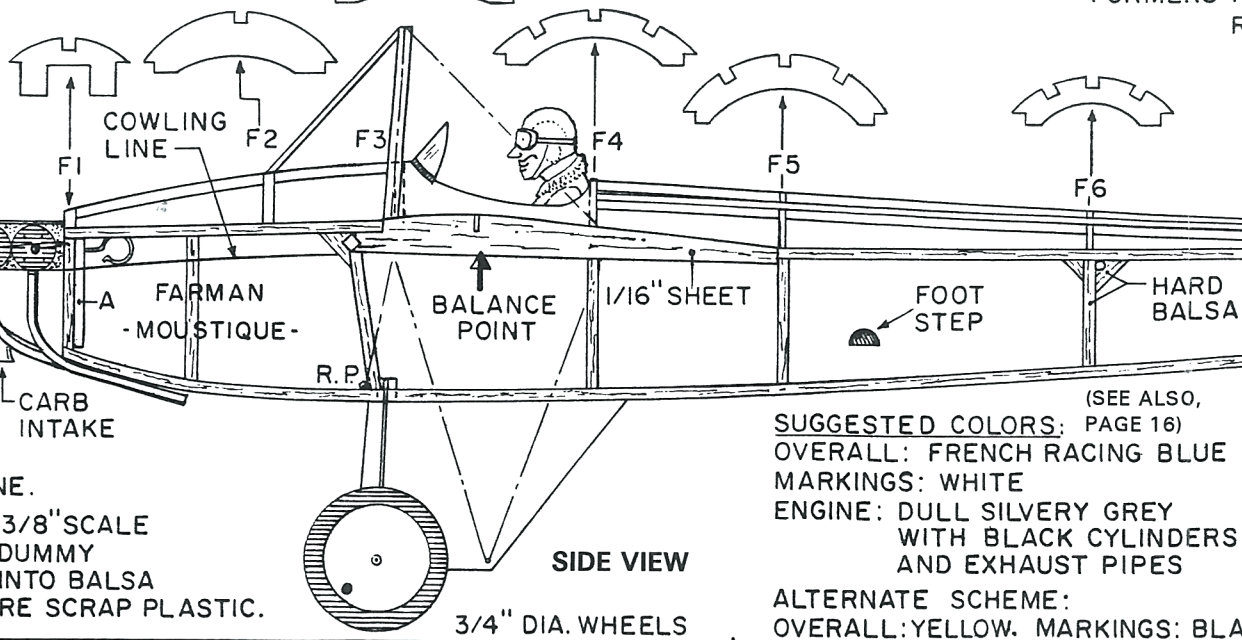
LOWER CROSS-MEMBER SHOWN BROKEN TO REVEAL EXHAUST PIPE. EACH PIPE IS SAME LENGTH, CYLINDER TO OUTLET.

PECK-POLYMERS NYLON THRUST BEARING



REAR VIEW OF NOSE BLOCK WHICH UNPLUGS FOR WINDING

BRASS THRUST WASHERS



REAL AIRCRAFT WAS POWERED BY A 25 hp AVA TWO-CYCLE ENGINE.

FOR THE MODEL, USE 3/8" SCALE WILLIAMS BROTHERS DUMMY CYLINDERS PLUGGED INTO BALSA CRANKCASE. HEADS ARE SCRAP PLASTIC.

(SEE ALSO, SUGGESTED COLORS: PAGE 16)
OVERALL: FRENCH RACING BLUE
MARKINGS: WHITE
ENGINE: DULL SILVERY GREY WITH BLACK CYLINDERS AND EXHAUST PIPES
ALTERNATE SCHEME: OVERALL: YELLOW. MARKINGS: BLA